


KLBRFPL38W24-XX



Advantages:

- > ETL certification with internal power supply
- > Perfect light Uniformity
- > 5 years warranty
- > High efficiency: 125lm/w
- > CRI: Ra>80
- > Both dimmable & Non-dimmable
- > Energy-saving & Super bright

Technical Characteristics:

Color Temperature	3000K, 4000K, 5000K
CRI	>80
Lumen	4180 lm & 4750 lm
Input Power	38W
Lumen Efficacy	110 - 125 LM/W
Input Voltage	100-277Vac 50/60Hz
Power Supply	Internal driver
Waterproof rating	IP20
Dimmable	Yes
Dimension	23.7" W x 47.4" L x 1" H

Application:

- > Hotels / Meeting Rooms
- > Factories / Offices / Car parks / Schools
- > Hospitals / Supermarkets / Railway Stations& Airports

Technical Specifications

Listings:

ETL listed

Waterproof Rating - IP20



Others

Warranty time: 5 years

To prevent injury or damage to property, this product must be installed in accordance to National Electrical Code (NFPA70) in the US or Canadian Electrical Code (CSA 22.1) in Canada.

Risk of fire or electric shock. The electrical rating of these products are 100-277 Vac, the installer must determine whether they have 100-277 V at the luminaire before installation.

Risk of fire or electric shock. Installation requires knowledge of luminaires electrical systems. If not qualified, do not attempt installation. Contact a qualified electrician.

To prevent wiring damage or abrasion, do not expose wiring to edges of sheet metal or other sharp objects.

Disconnect power before installing the product or servicing it.

Wait until fixture has cooled down before installing or servicing the fixture.

Min. 90°C Supply Conductors

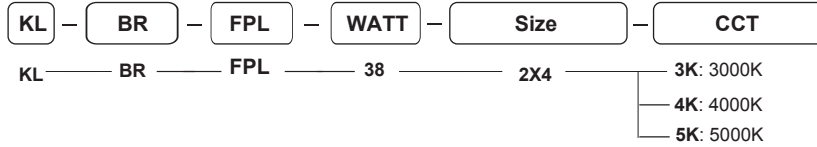
Warranty Period assumes that the Products are operated for less than 8 hours per day.

Operating conditions:

Operating Temperature	-25°C TO 50°C
Operating Humidity	20%- 90% RH
Storage Temperature	-30°C TO 80°C
Application	Indoor light
Storage Humidity	10%- 95%RH

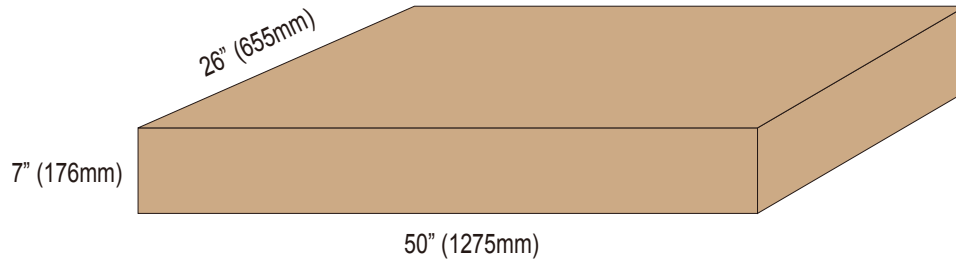
KLBRFPL38W24-XX

Order Information



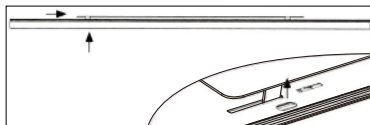
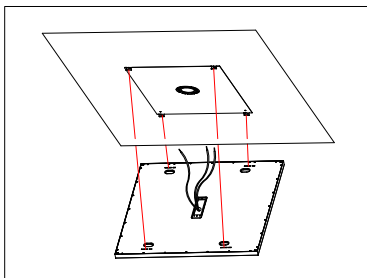
Package

4pcs/CTN G.W.:40 kg Dimension: 50"L x 26"W x 7"H (1275mmx655mmx176mm)

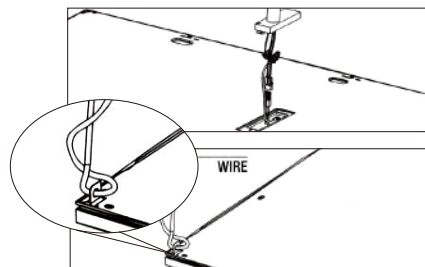
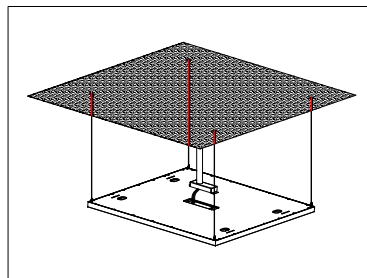


Installation Instructions

Residential Installation



Suspension Installation-T Bar



Recessed Installation-T Bar

