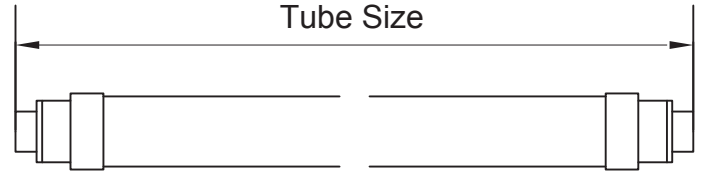



Double Side LED Sign Tube



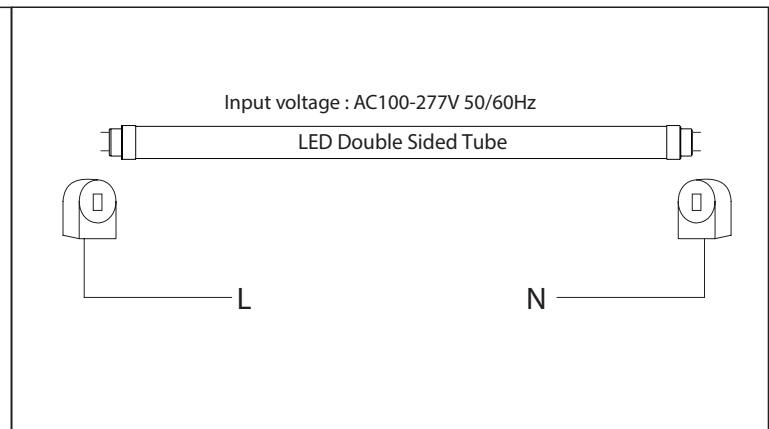
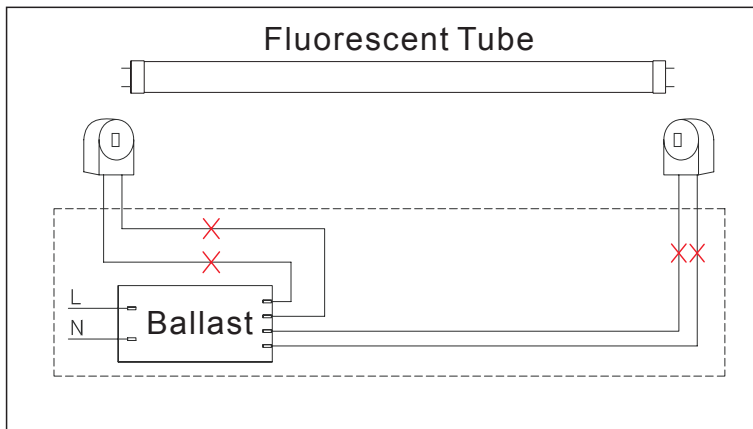
FEATURES

- **RETROFIT KIT** - Super bright, efficient LED light. Lower energy consumption, Maintenance free.
- **INTERNAL POWER SUPPLY** - No need for any External LED Driver or Ballast.
- **HEAT DISSIPATION** - Super heat dissipation structure, lower luminous decay, longer lifespan.
- **TWO SIDE ILLUMINATION** - Circular Tube with two sided LEDs, creates a wider illumination and it's an ideal solution for Pylon & Monument Signs.

SPECIFICATIONS

Input Voltage	AC100-277V
Operating Frequency	50/60Hz
PF	>0.9
CCT	6000K (Standard)
CRI	80Ra
Power Efficiency	>90%
Rated Life	50,000Hrs
Warranty	5 Years

INSTALLATION INSTRUCTION



1. Remove the diffuser (if applicable) and Fluorescent Lamp, Cut off all wires connected to Ballast.
2. Install Sign LED in place & Connect Power as shown above.

PARAMETERS

Model Name	Tube Size	Input Voltage	Wattage	Lumens	Cover
SL07T10XX0450	F18	AC100-277V	7W	910lm	Clear
SL13T10XX0600	F24	AC100-277V	13W	1560lm	Clear
SL13T10XX0750	F30	AC100-277V	13W	1690lm	Clear
SL16T10XX0900	F36	AC100-277V	16W	2080lm	Clear
SL21T10XX1050	F42	AC100-277V	21W	2700lm	Clear
SL21T10XX1200	F48	AC100-277V	21W	2730lm	Clear
SL28T10XX1500	F60	AC100-277V	28W	3640lm	Clear
SL28T10XX1600	F64	AC100-277V	28W	3640lm	Clear
SL38T10XX1800	F72	AC100-277V	38W	4750lm	Clear
SL38T10XX2100	F84	AC100-277V	38W	4750lm	Clear
SL51T10XX2475	F96	AC100-277V	51W	6630lm	Clear
SL51T10XX2700	F108	AC100-277V	51W	6630lm	Clear
SL60T10XX2925	F117	AC100-277V	60W	8450lm	Clear
SL60T10XX3000	F120	AC100-277V	60W	8450lm	Clear

Note:

- "XX" in the Model Name represents CCT (3500K, 4000K, 5000K, 6000K - Optional)
(In Stock 6000K)
- **Tube Sizes are perfectly correlated with Fluorescent Tubes, for hasslefree Installation.**

Contact us

SignlightsLED LLC | www.signlightsled.com

Email: sales@signlightsled.com, info@signlightsled.com

Add: 109 INTERSTATE BLVD ANDERSON SC 29621